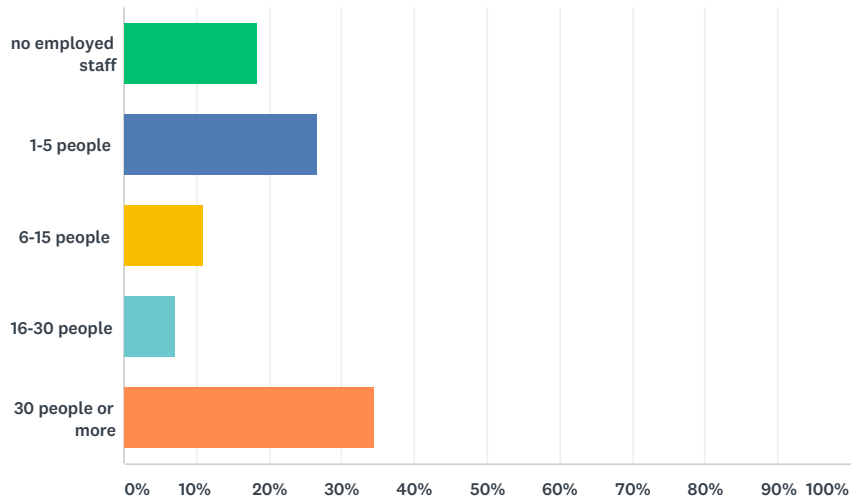


Q2 The number of staff at the organisation you represent:

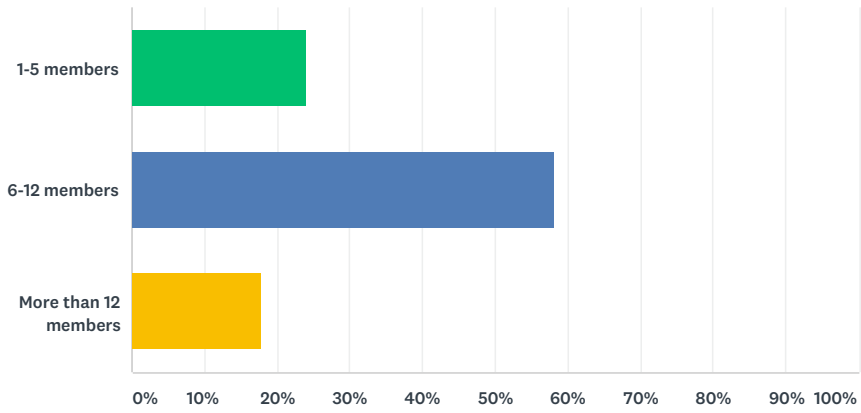
Answered: 185 Skipped: 4



ANSWER CHOICES	RESPONSES	
no employed staff	18.38%	34
1-5 people	26.49%	49
6-15 people	10.81%	20
16-30 people	7.03%	13
30 people or more	34.59%	64
TOTAL		185

Q3 Your organisation's board or committee has:

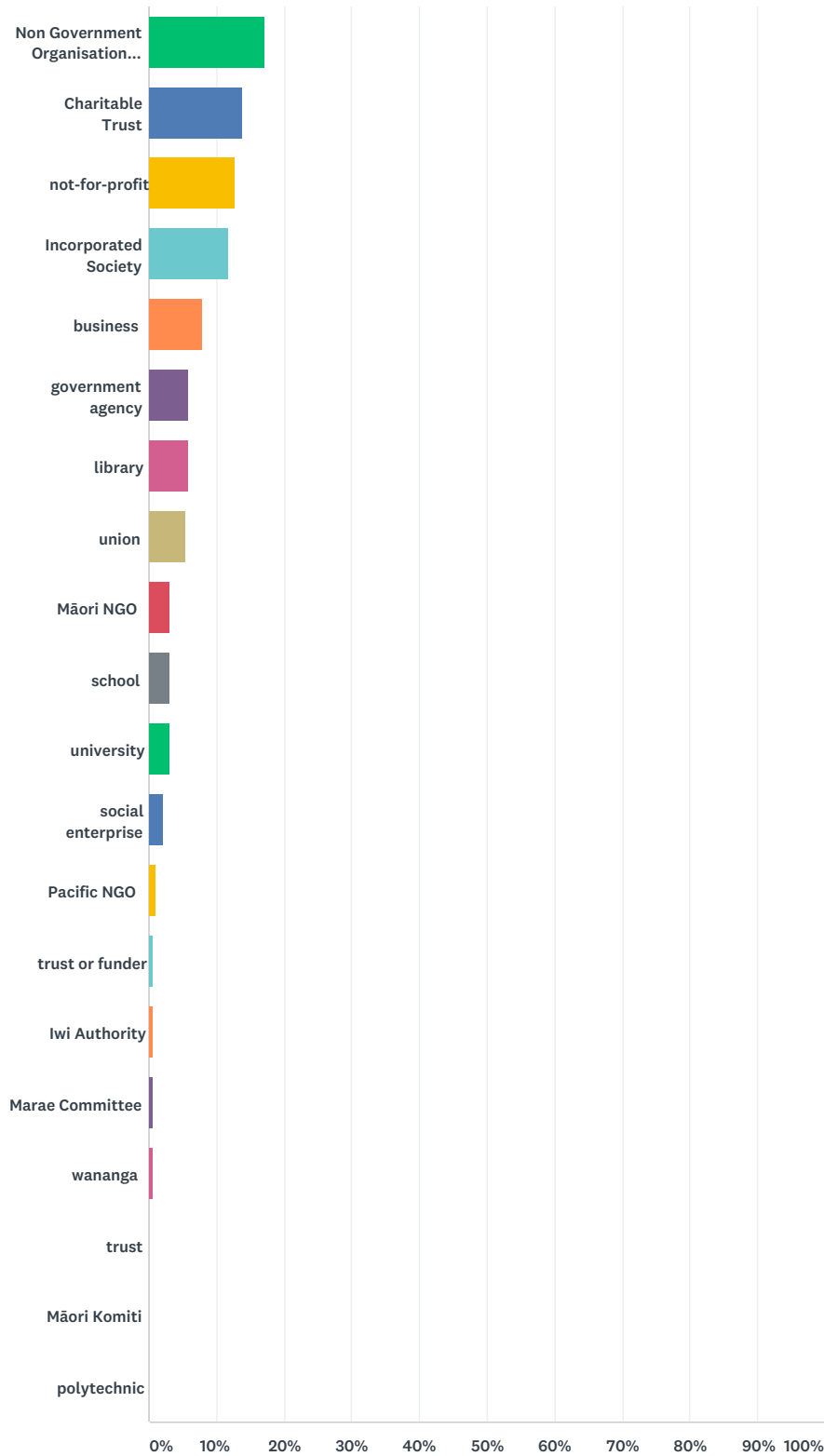
Answered: 179 Skipped: 10



ANSWER CHOICES	RESPONSES	
1-5 members	24.02%	43
6-12 members	58.10%	104
More than 12 members	17.88%	32
TOTAL		179

Q4 Your organisation is a (choose the one that best fits your organisation):

Answered: 187 Skipped: 2



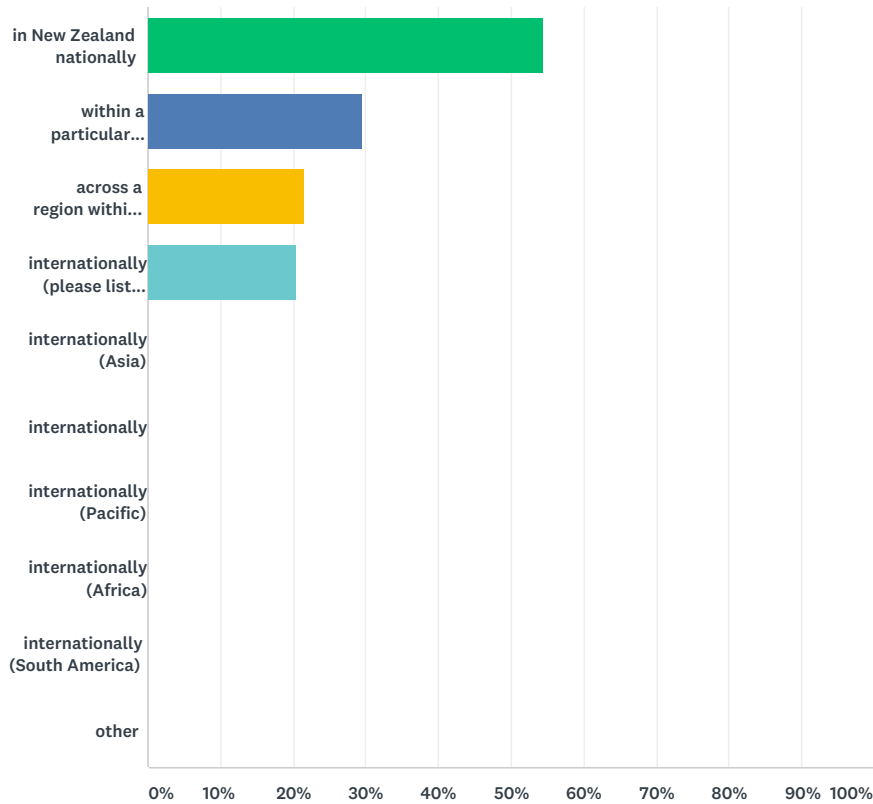
ANSWER CHOICES

RESPONSES

Non Government Organisation (NGO)	17.11%	32
Charitable Trust	13.90%	26
not-for-profit	12.83%	24
Incorporated Society	11.76%	22
business	8.02%	15
government agency	5.88%	11
library	5.88%	11
union	5.35%	10
Māori NGO	3.21%	6
school	3.21%	6
university	3.21%	6
social enterprise	2.14%	4
Pacific NGO	1.07%	2
trust or funder	0.53%	1
Iwi Authority	0.53%	1
Marae Committee	0.53%	1
wananga	0.53%	1
trust	0.00%	0
Māori Komiti	0.00%	0
polytechnic	0.00%	0
TOTAL		187

Q5 Your organisation’s work is focused... (you may choose more than one):

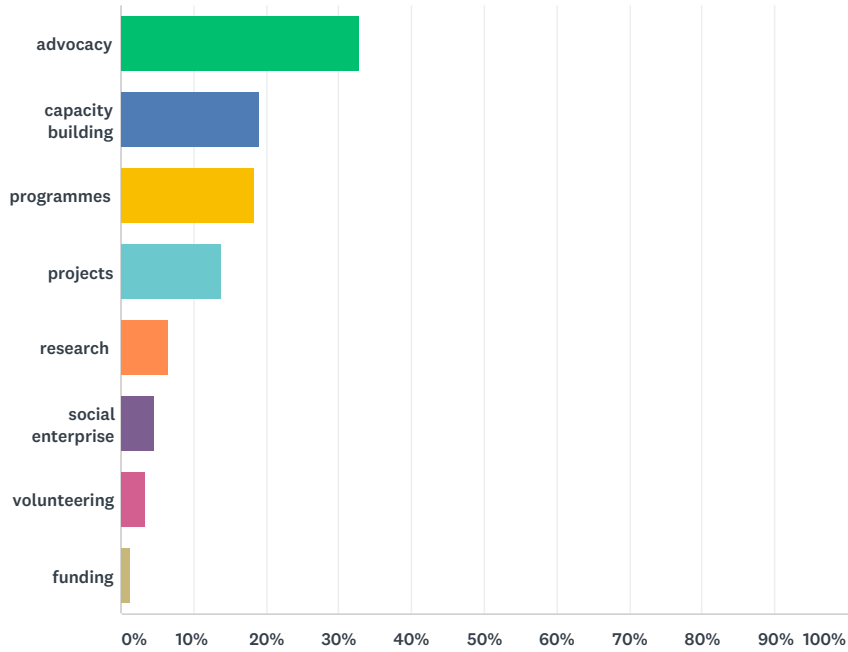
Answered: 186 Skipped: 3



ANSWER CHOICES	RESPONSES	
in New Zealand nationally	54.30%	101
within a particular community	29.57%	55
across a region within New Zealand	21.51%	40
internationally (please list the regions / countries here):	20.43%	38
internationally (Asia)	0.00%	0
internationally	0.00%	0
internationally (Pacific)	0.00%	0
internationally (Africa)	0.00%	0
internationally (South America)	0.00%	0
other	0.00%	0
Total Respondents: 186		

Q6 The main focus of your work is:

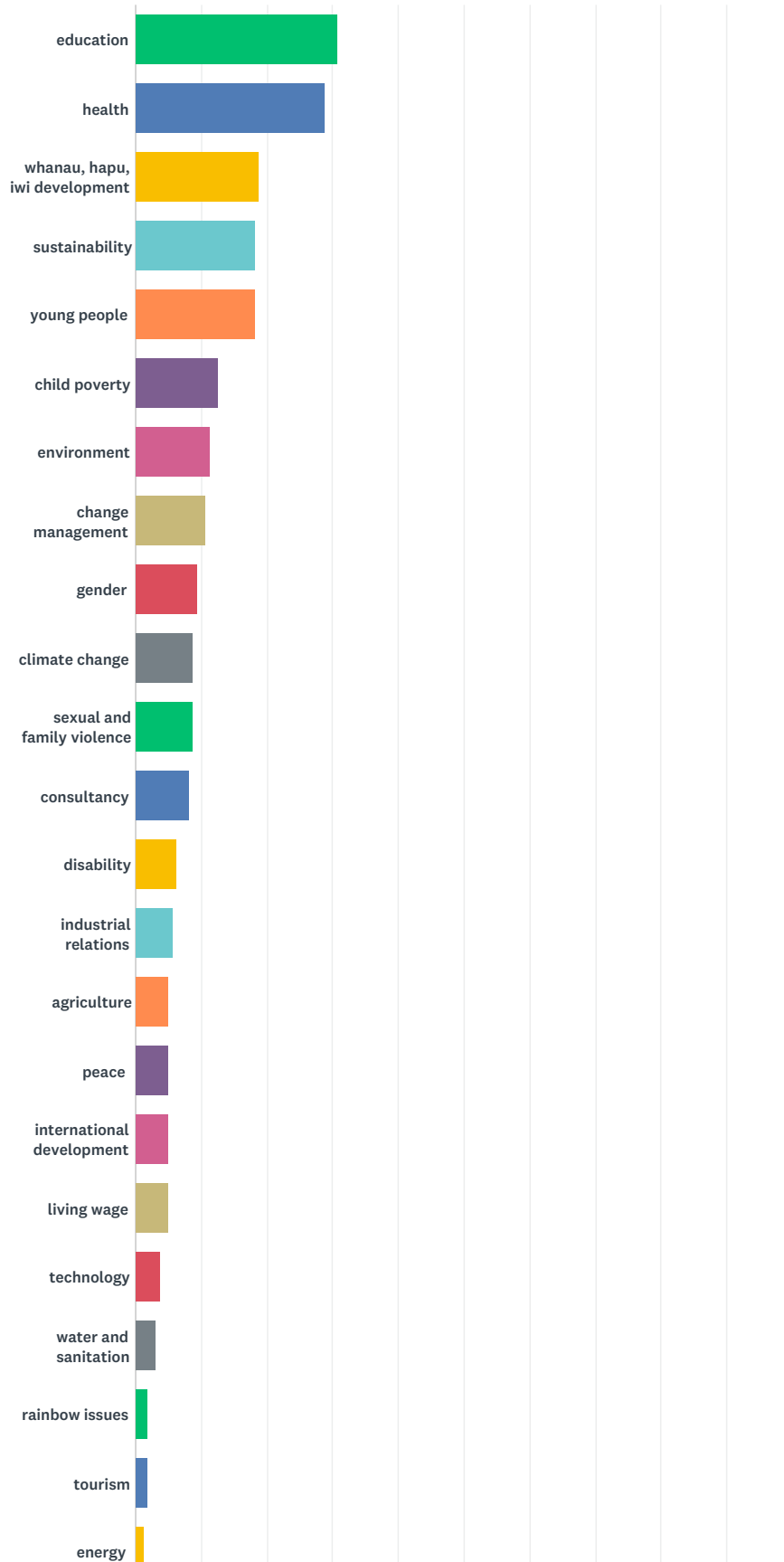
Answered: 152 Skipped: 37

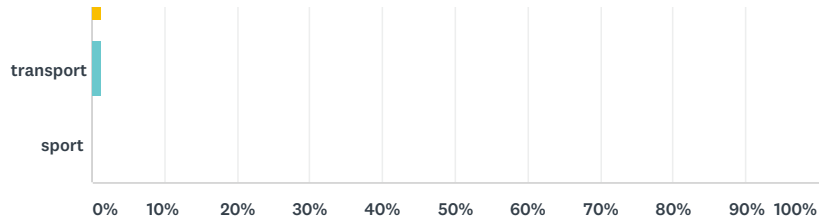


ANSWER CHOICES	RESPONSES	
advocacy	32.89%	50
capacity building	19.08%	29
programmes	18.42%	28
projects	13.82%	21
research	6.58%	10
social enterprise	4.61%	7
volunteering	3.29%	5
funding	1.32%	2
TOTAL		152

Q7 Choose up to 3 main areas your work relates to:

Answered: 159 Skipped: 30

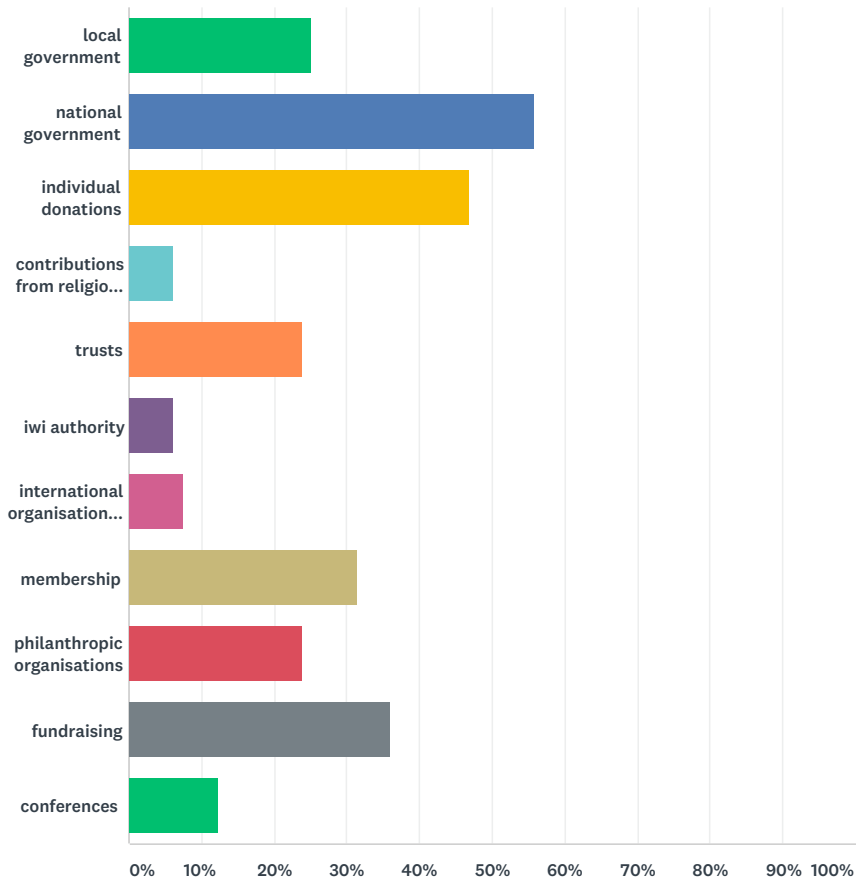




ANSWER CHOICES	RESPONSES	
education	30.82%	49
health	28.93%	46
whanau, hapu, iwi development	18.87%	30
sustainability	18.24%	29
young people	18.24%	29
child poverty	12.58%	20
environment	11.32%	18
change management	10.69%	17
gender	9.43%	15
climate change	8.81%	14
sexual and family violence	8.81%	14
consultancy	8.18%	13
disability	6.29%	10
industrial relations	5.66%	9
agriculture	5.03%	8
peace	5.03%	8
international development	5.03%	8
living wage	5.03%	8
technology	3.77%	6
water and sanitation	3.14%	5
rainbow issues	1.89%	3
tourism	1.89%	3
energy	1.26%	2
transport	1.26%	2
sport	0.00%	0
Total Respondents: 159		

Q9 Please select all the sources of funding for your organisation

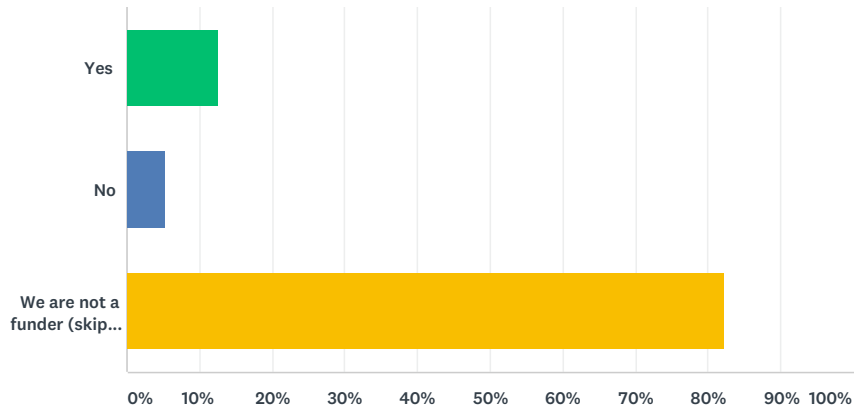
Answered: 147 Skipped: 42



ANSWER CHOICES	RESPONSES	
local government	25.17%	37
national government	55.78%	82
individual donations	46.94%	69
contributions from religious organisations	6.12%	9
trusts	23.81%	35
iwi authority	6.12%	9
international organisations including UN agencies	7.48%	11
membership	31.29%	46
philanthropic organisations	23.81%	35
fundraising	36.05%	53
conferences	12.24%	18
Total Respondents: 147		

Q10 If you are a funder, do you consider Te Tiriti o Waitangi when considering grant applications?

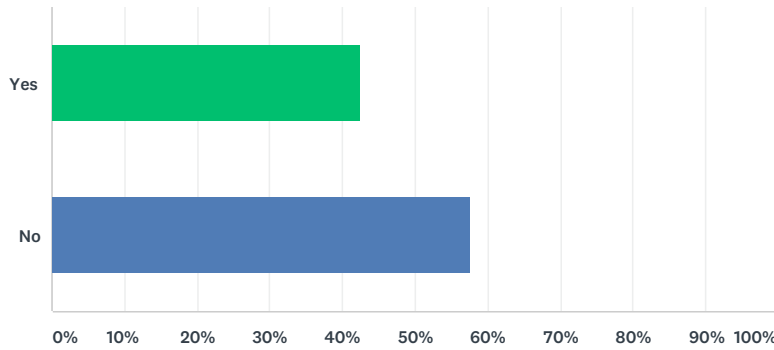
Answered: 151 Skipped: 38



ANSWER CHOICES	RESPONSES	
Yes	12.58%	19
No	5.30%	8
We are not a funder (skip to Q.12)	82.12%	124
TOTAL		151

Q11 If you are a funder, do you consider the Sustainable Development Goals when considering grant applications?

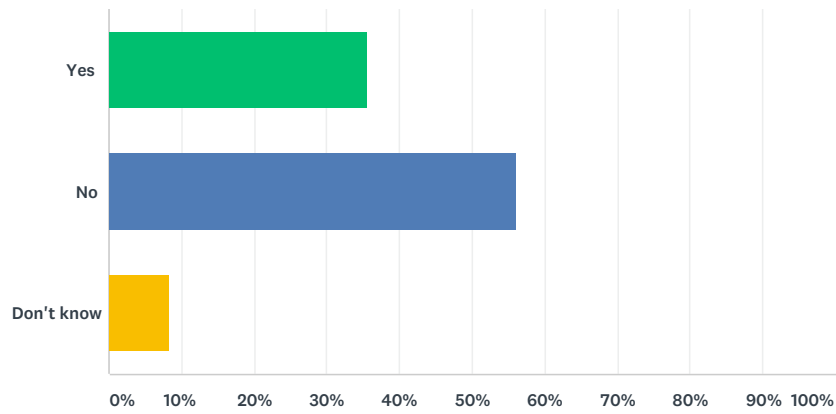
Answered: 47 Skipped: 142



ANSWER CHOICES	RESPONSES	
Yes	42.55%	20
No	57.45%	27
TOTAL		47

Q12 Does your organisation have a specific policy related to climate change?

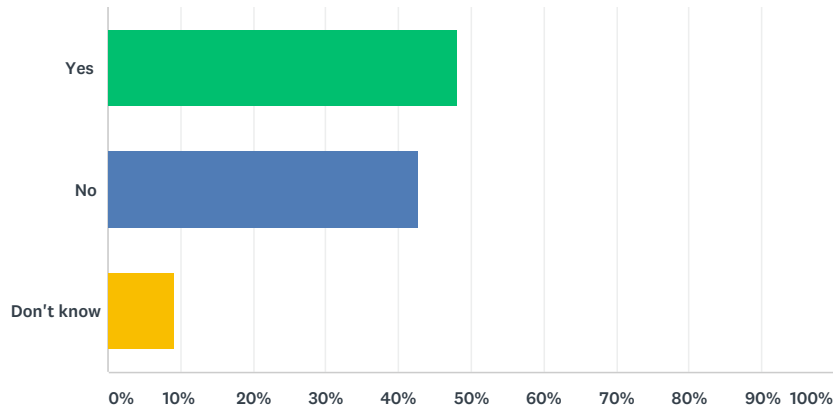
Answered: 132 Skipped: 57



ANSWER CHOICES	RESPONSES	
Yes	35.61%	47
No	56.06%	74
Don't know	8.33%	11
TOTAL		132

Q13 Does your organisation have a specific policy related to sustainability?

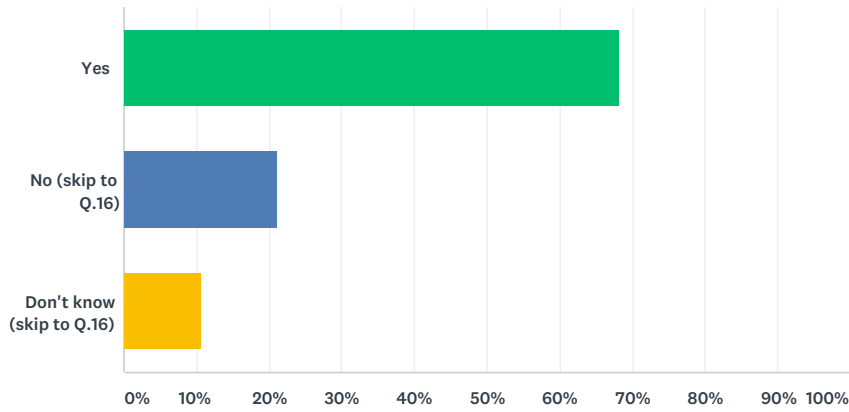
Answered: 131 Skipped: 58



ANSWER CHOICES	RESPONSES	
Yes	48.09%	63
No	42.75%	56
Don't know	9.16%	12
TOTAL		131

Q14 Does your organisation have any formal partnerships with other organisations to carry out shared activities?

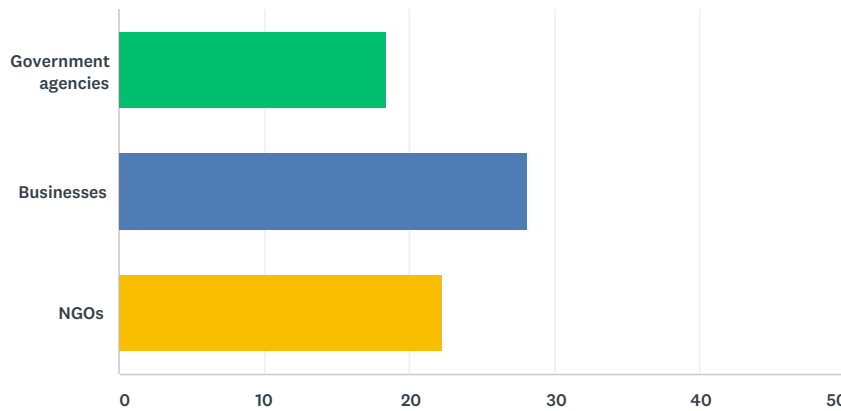
Answered: 132 Skipped: 57



ANSWER CHOICES	RESPONSES	
Yes	68.18%	90
No (skip to Q.16)	21.21%	28
Don't know (skip to Q.16)	10.61%	14
TOTAL		132

Q15 How many partnership agreements do you have with each type of organisation?

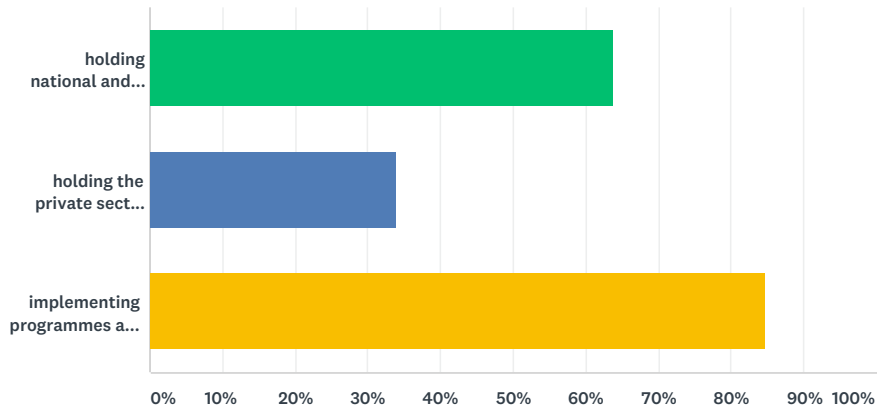
Answered: 83 Skipped: 106



ANSWER CHOICES	AVERAGE NUMBER	TOTAL NUMBER	RESPONSES
Government agencies	18	1,197	65
Businesses	28	1,182	42
NGOs	22	1,606	72
Total Respondents: 83			

Q16 Does your organisation’s role include (select all that apply)...

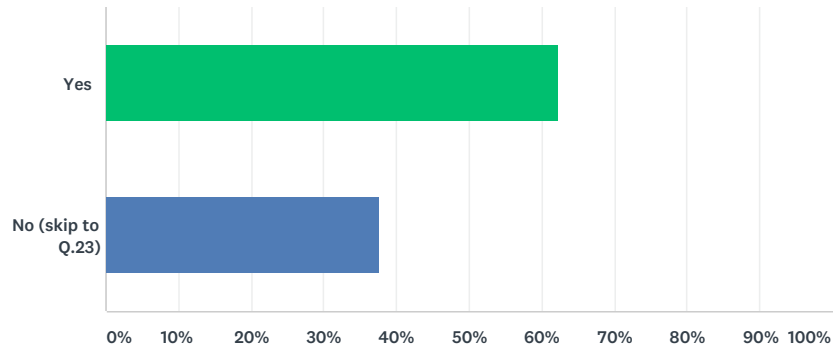
Answered: 124 Skipped: 65



ANSWER CHOICES	RESPONSES	
holding national and local government to account	63.71%	79
holding the private sector to account	33.87%	42
implementing programmes and projects	84.68%	105
Total Respondents: 124		

Q19 Are you aware of the Coalition government’s intention to introduce the Living Standards Framework (LSF) and Dash Board?

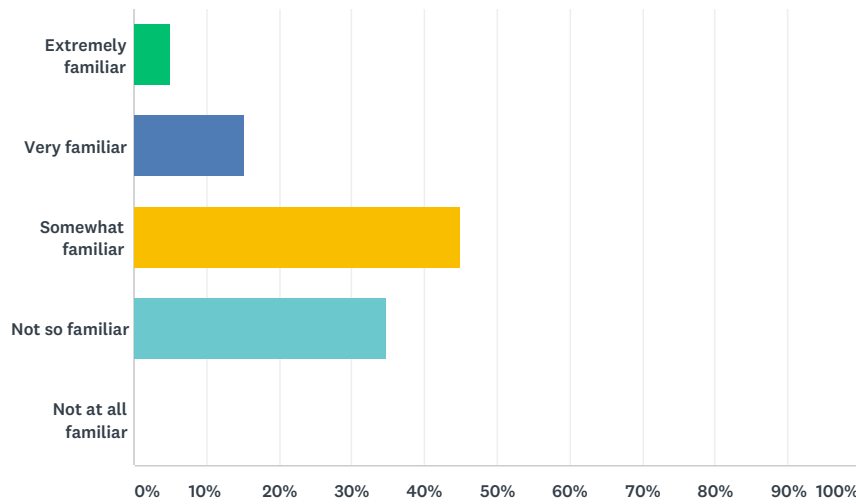
Answered: 130 Skipped: 59



ANSWER CHOICES	RESPONSES	
Yes	62.31%	81
No (skip to Q.23)	37.69%	49
TOTAL		130

Q20 Please rate your familiarity/understanding of the Living Standards Framework (LSF) and Dash Board:

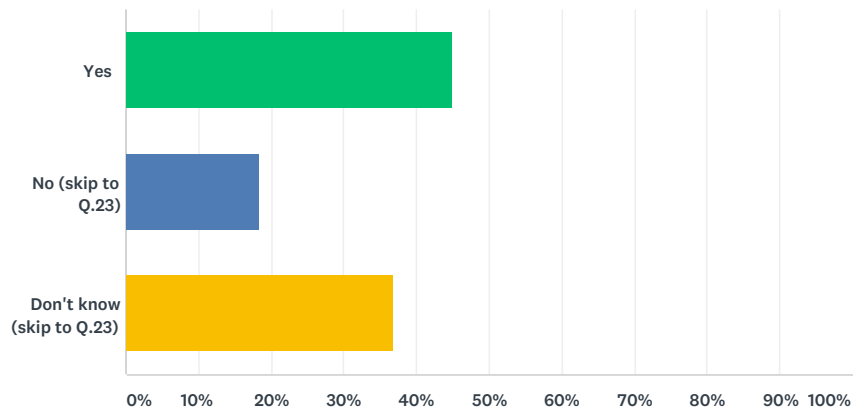
Answered: 98 Skipped: 91



ANSWER CHOICES	RESPONSES	
Extremely familiar	5.10%	5
Very familiar	15.31%	15
Somewhat familiar	44.90%	44
Not so familiar	34.69%	34
Not at all familiar	0.00%	0
TOTAL		98

Q21 Do you think the LSF will impact on your organisation’s work?

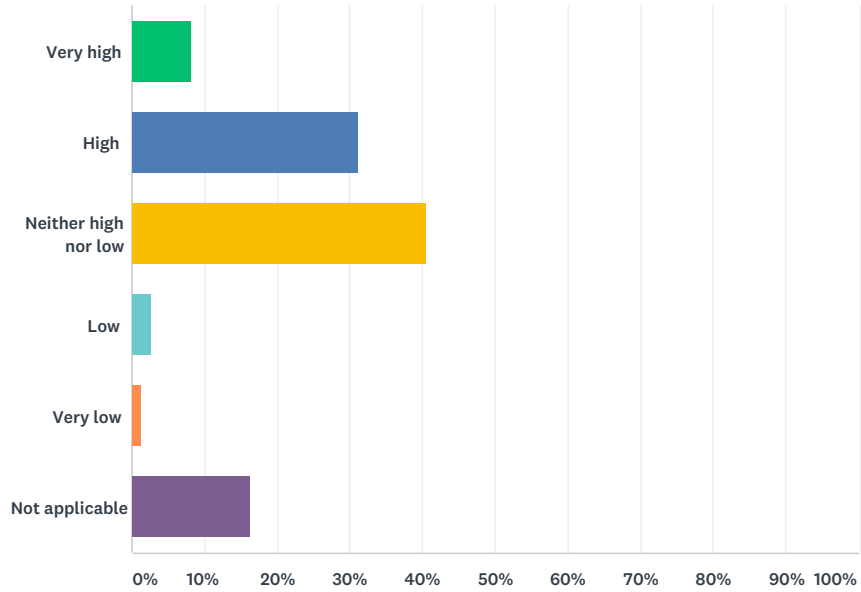
Answered: 98 Skipped: 91



ANSWER CHOICES	RESPONSES	
Yes	44.90%	44
No (skip to Q.23)	18.37%	18
Don't know (skip to Q.23)	36.73%	36
TOTAL		98

Q22 Please rank its impact:

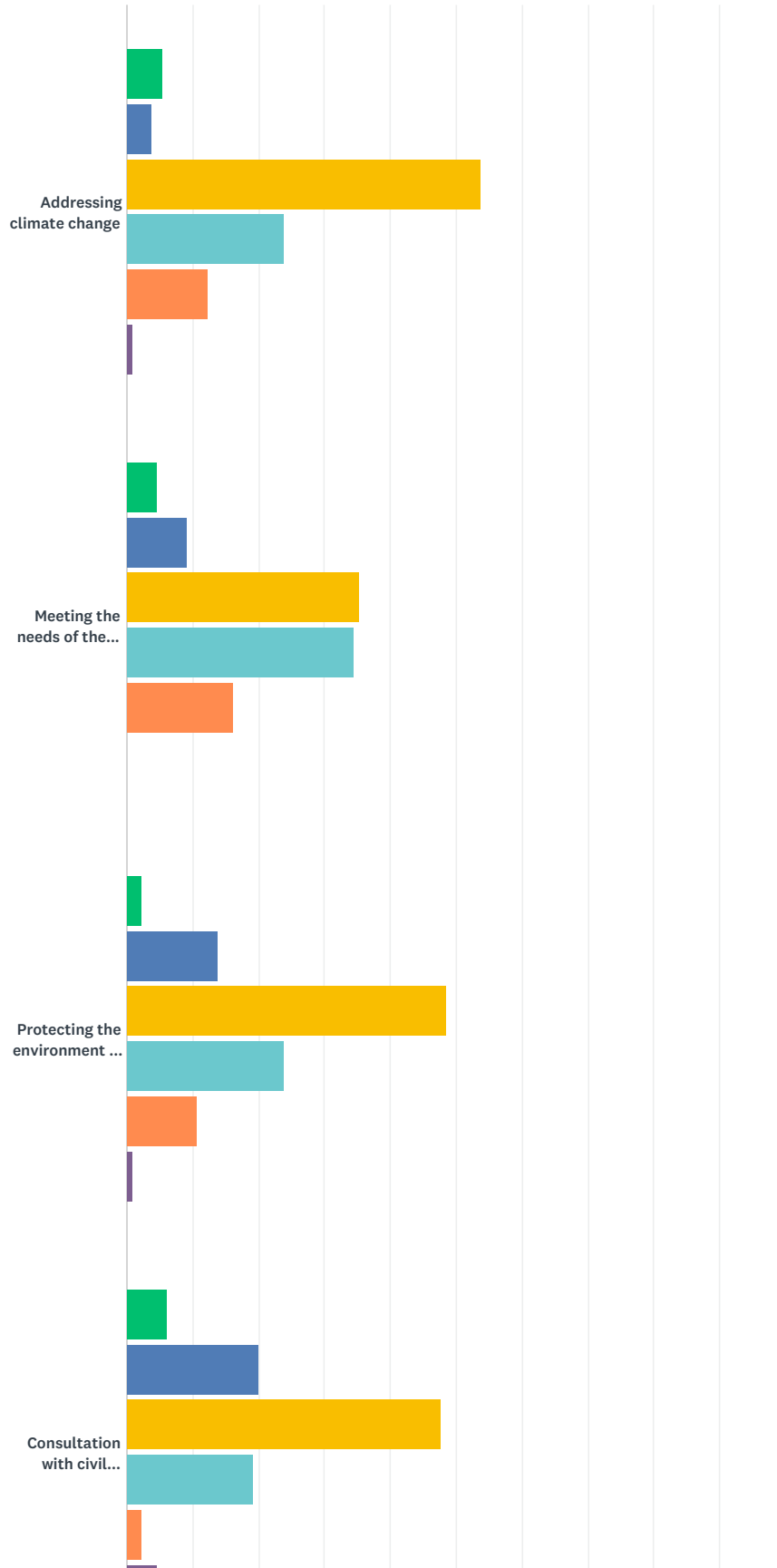
Answered: 74 Skipped: 115

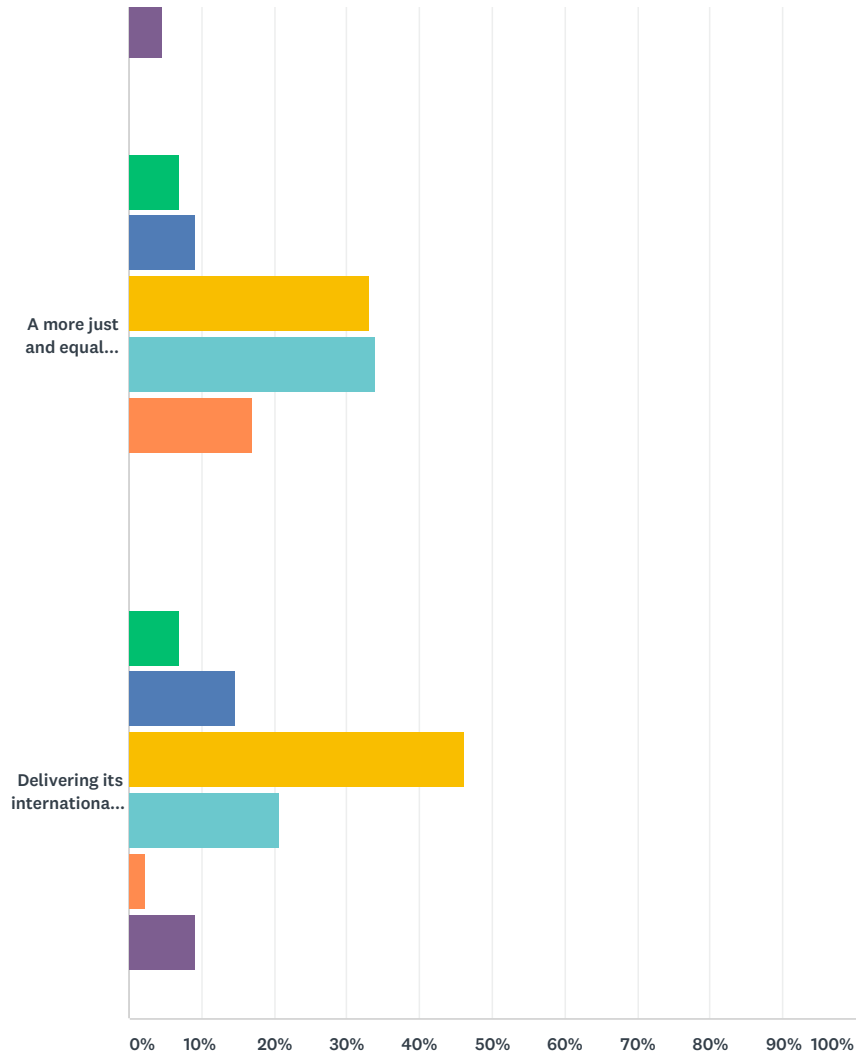


ANSWER CHOICES	RESPONSES	
Very high	8.11%	6
High	31.08%	23
Neither high nor low	40.54%	30
Low	2.70%	2
Very low	1.35%	1
Not applicable	16.22%	12
TOTAL		74

Q23 Do you believe the government has a strong focus on

Answered: 130 Skipped: 59



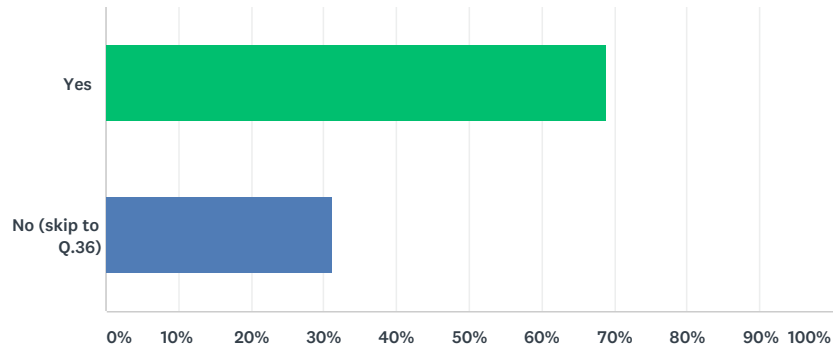


■ Very little focus
 ■ Little focus
 ■ Some focus
 ■ Strong focus
■ Very strong focus
 ■ Don't know

	VERY LITTLE FOCUS	LITTLE FOCUS	SOME FOCUS	STRONG FOCUS	VERY STRONG FOCUS	DON'T KNOW	TOTAL
Addressing climate change	5.38% 7	3.85% 5	53.85% 70	23.85% 31	12.31% 16	0.77% 1	130
Meeting the needs of the most marginalised-so no-one is left behind	4.62% 6	9.23% 12	35.38% 46	34.62% 45	16.15% 21	0.00% 0	130
Protecting the environment for a sustainable future	2.31% 3	13.85% 18	48.46% 63	23.85% 31	10.77% 14	0.77% 1	130
Consultation with civil society	6.15% 8	20.00% 26	47.69% 62	19.23% 25	2.31% 3	4.62% 6	130
A more just and equal society	6.92% 9	9.23% 12	33.08% 43	33.85% 44	16.92% 22	0.00% 0	130
Delivering its international obligations to support lower income countries	6.92% 9	14.62% 19	46.15% 60	20.77% 27	2.31% 3	9.23% 12	130

Q24 Are you aware of Agenda 2030 and the 17 SDGs to which the New Zealand government signed up to in 2015?

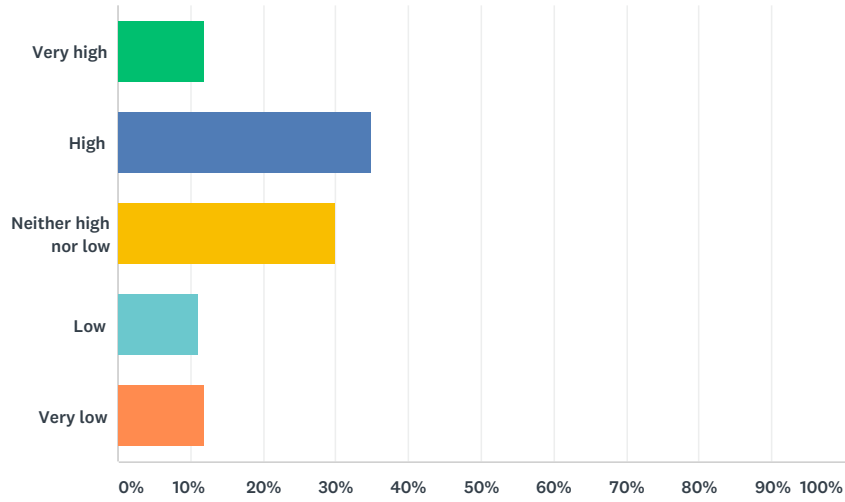
Answered: 125 Skipped: 64



ANSWER CHOICES	RESPONSES	
Yes	68.80%	86
No (skip to Q.36)	31.20%	39
TOTAL		125

Q25 How would you rank your understanding of the SDGs?

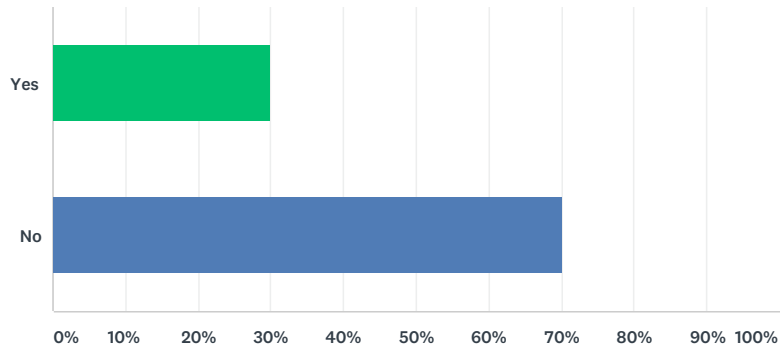
Answered: 100 Skipped: 89



ANSWER CHOICES	RESPONSES	
Very high	12.00%	12
High	35.00%	35
Neither high nor low	30.00%	30
Low	11.00%	11
Very low	12.00%	12
TOTAL		100

Q26 Are you aware of any budget, meetings or events organised by government or local government linked to Agenda 2030 and the SDGs?

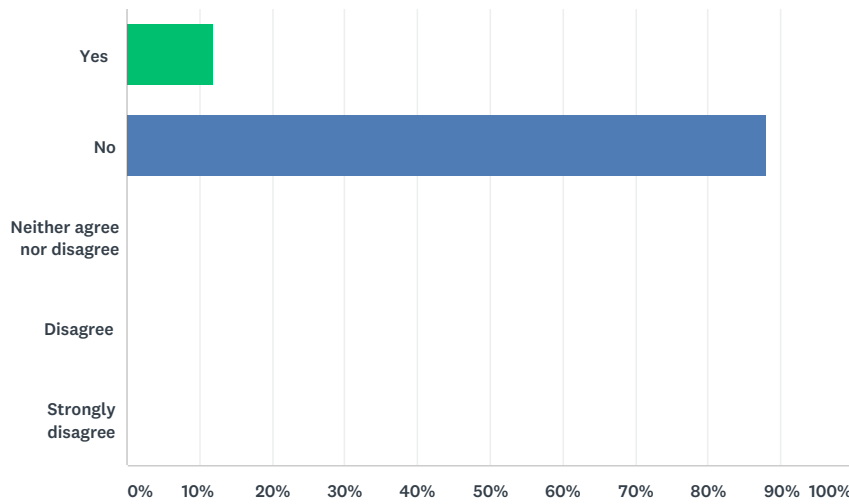
Answered: 100 Skipped: 89



ANSWER CHOICES	RESPONSES	
Yes	30.00%	30
No	70.00%	70
TOTAL		100

Q27 Are you aware of a cohesive strategy and framework developed by government for the implementation of the SDGs?

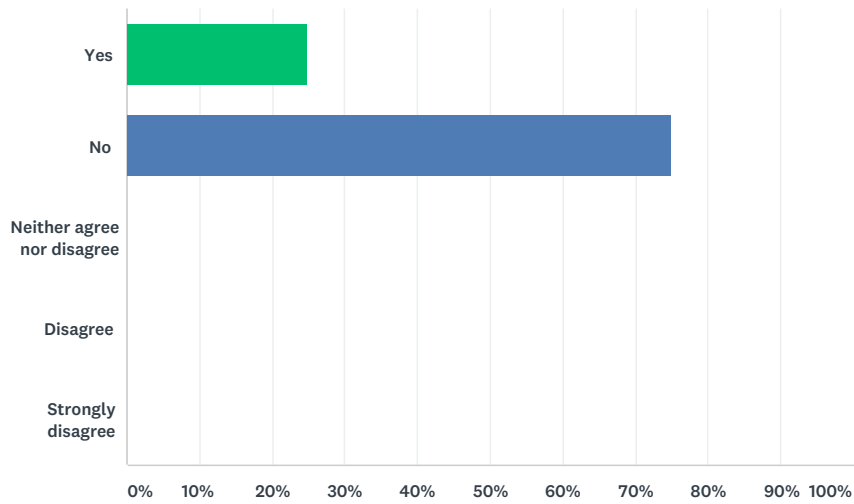
Answered: 100 Skipped: 89



ANSWER CHOICES	RESPONSES	
Yes	12.00%	12
No	88.00%	88
Neither agree nor disagree	0.00%	0
Disagree	0.00%	0
Strongly disagree	0.00%	0
TOTAL		100

Q28 Are you aware of government or specific government agencies consulting with members of civil society or marginalised groups on SDG-related issues and how to address them?

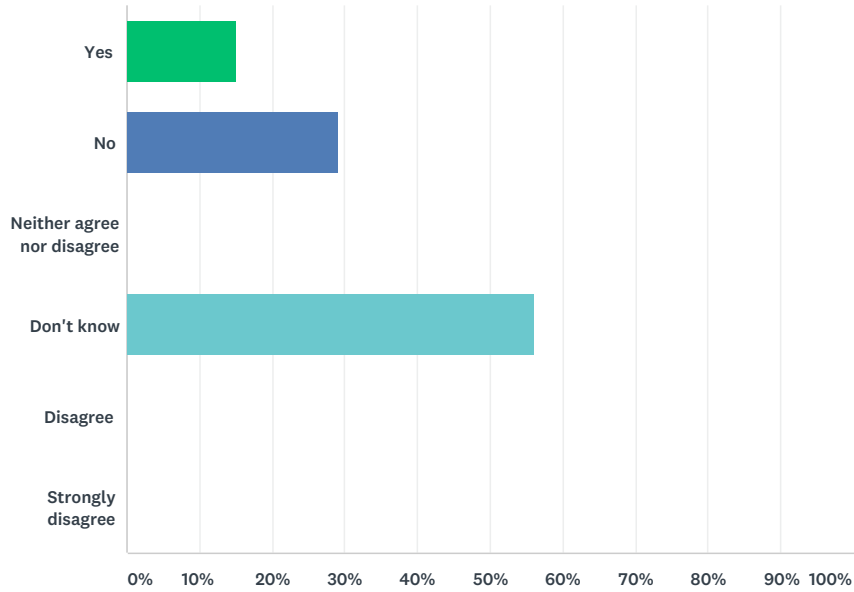
Answered: 100 Skipped: 89



ANSWER CHOICES	RESPONSES	
Yes	25.00%	25
No	75.00%	75
Neither agree nor disagree	0.00%	0
Disagree	0.00%	0
Strongly disagree	0.00%	0
TOTAL		100

Q29 Is local government actively engaged on the SDGs?

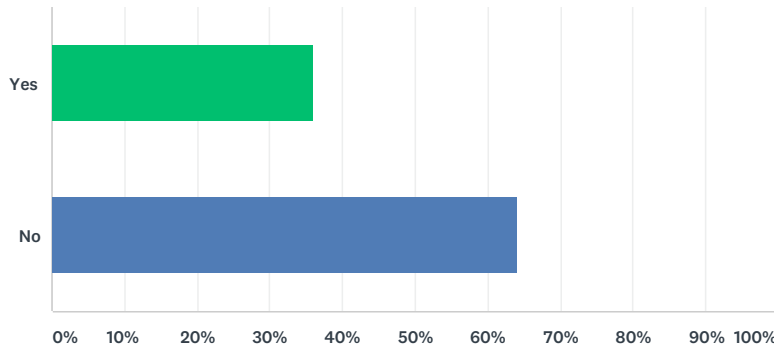
Answered: 100 Skipped: 89



ANSWER CHOICES	RESPONSES	
Yes	15.00%	15
No	29.00%	29
Neither agree nor disagree	0.00%	0
Don't know	56.00%	56
Disagree	0.00%	0
Strongly disagree	0.00%	0
TOTAL		100

Q30 Do you currently have a framework and / or policy which encourages your organisation to integrate the SDGs into your work?

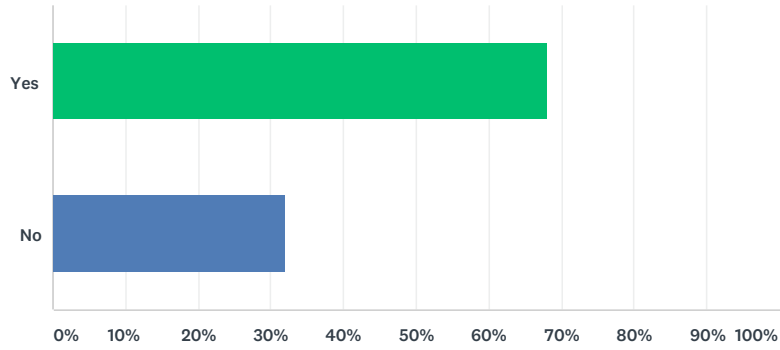
Answered: 100 Skipped: 89



ANSWER CHOICES	RESPONSES	
Yes	36.00%	36
No	64.00%	64
TOTAL		100

Q31 Do you plan to integrate the SDGs into your work?

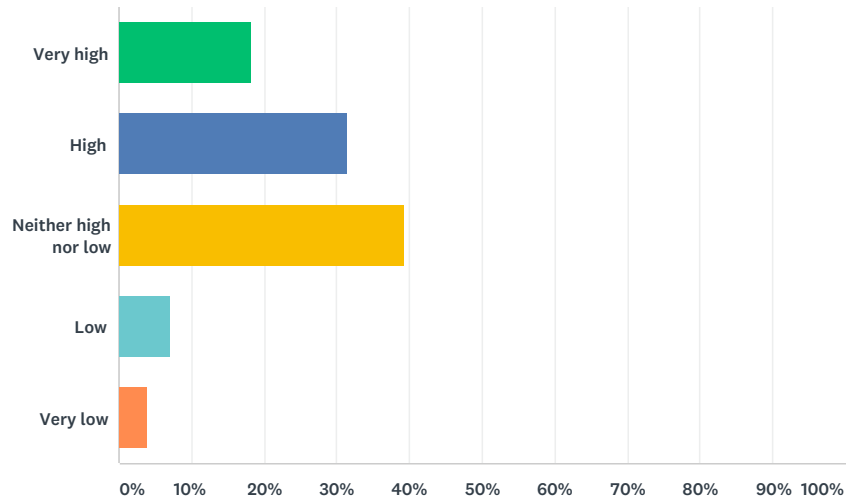
Answered: 94 Skipped: 95



ANSWER CHOICES	RESPONSES	
Yes	68.09%	64
No	31.91%	30
TOTAL		94

Q32 How would you rate your organisation’s overall commitment to the SDGs?

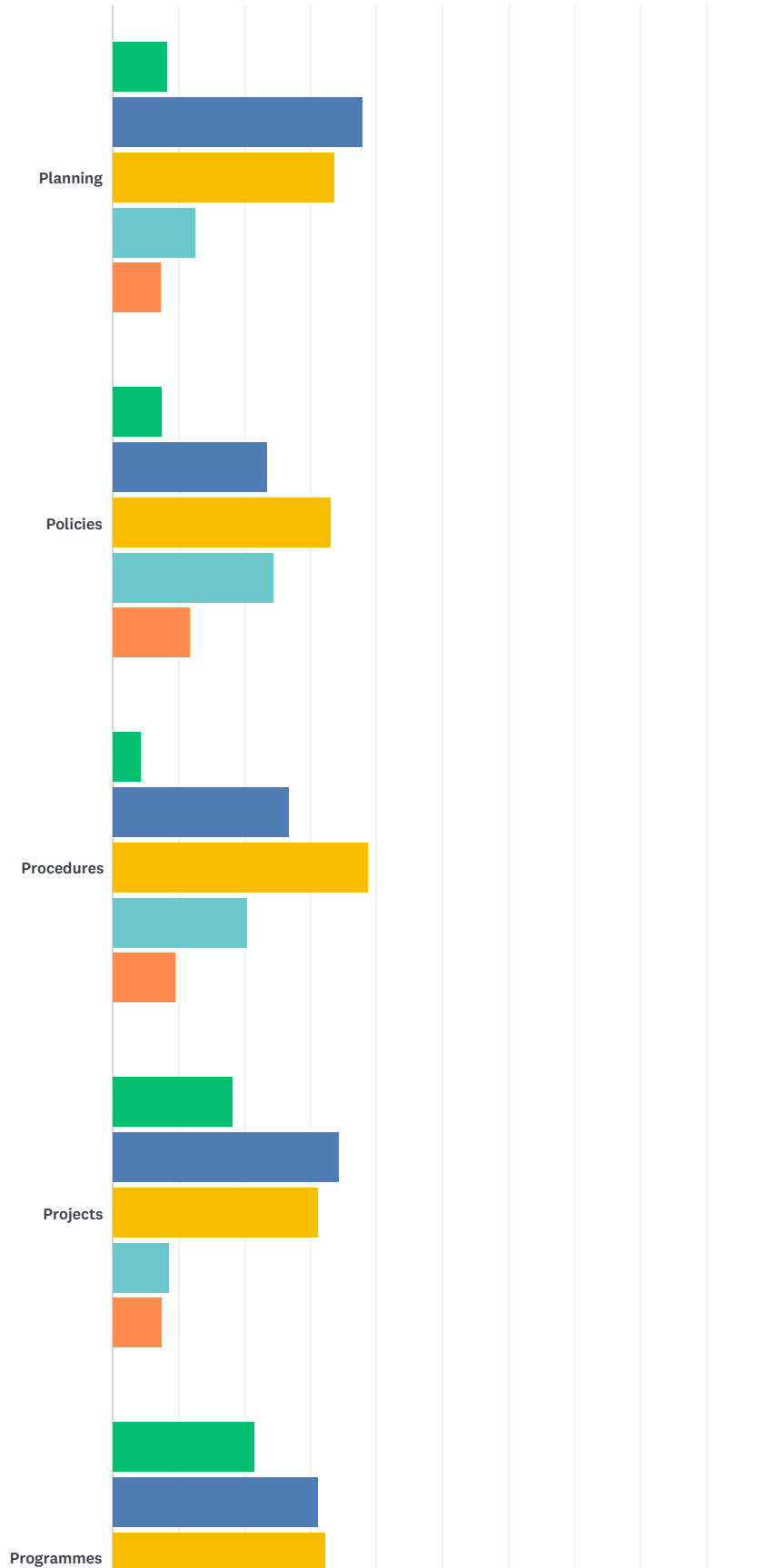
Answered: 99 Skipped: 90

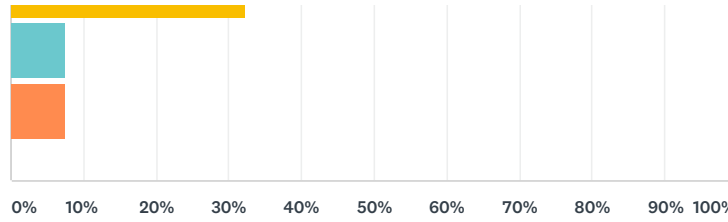


ANSWER CHOICES	RESPONSES	
Very high	18.18%	18
High	31.31%	31
Neither high nor low	39.39%	39
Low	7.07%	7
Very low	4.04%	4
TOTAL		99

Q33 How is this reflected in the following areas?

Answered: 95 Skipped: 94



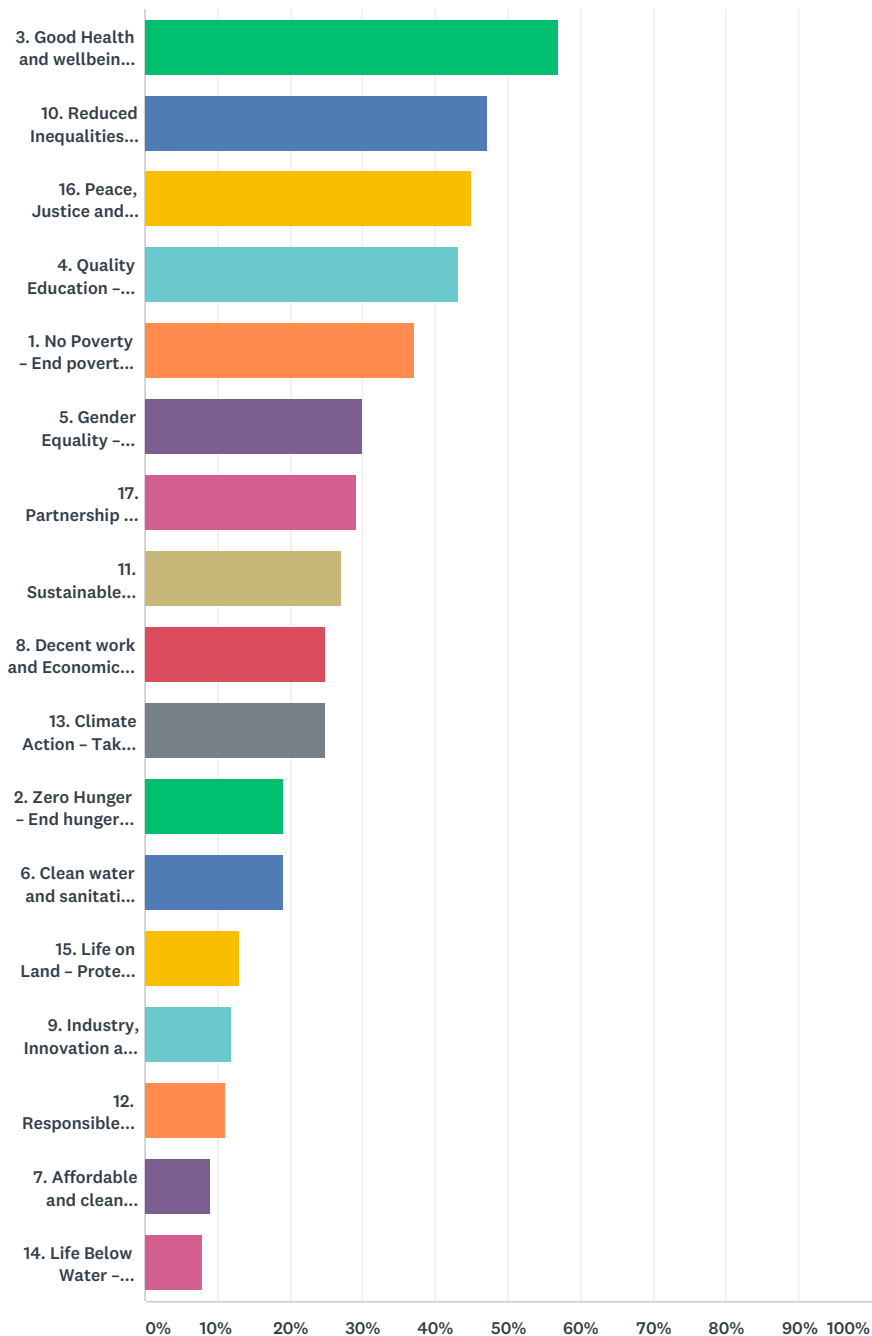


Very high High Neither high nor low Low Very low

	VERY HIGH	HIGH	NEITHER HIGH NOR LOW	LOW	VERY LOW	TOTAL
Planning	8.42% 8	37.89% 36	33.68% 32	12.63% 12	7.37% 7	95
Policies	7.45% 7	23.40% 22	32.98% 31	24.47% 23	11.70% 11	94
Procedures	4.30% 4	26.88% 25	38.71% 36	20.43% 19	9.68% 9	93
Projects	18.28% 17	34.41% 32	31.18% 29	8.60% 8	7.53% 7	93
Programmes	21.51% 20	31.18% 29	32.26% 30	7.53% 7	7.53% 7	93

Q34 Which SDGs are most relevant to your activities? Please select up to 3. For more info on the SDGs click here.

Answered: 100 Skipped: 89

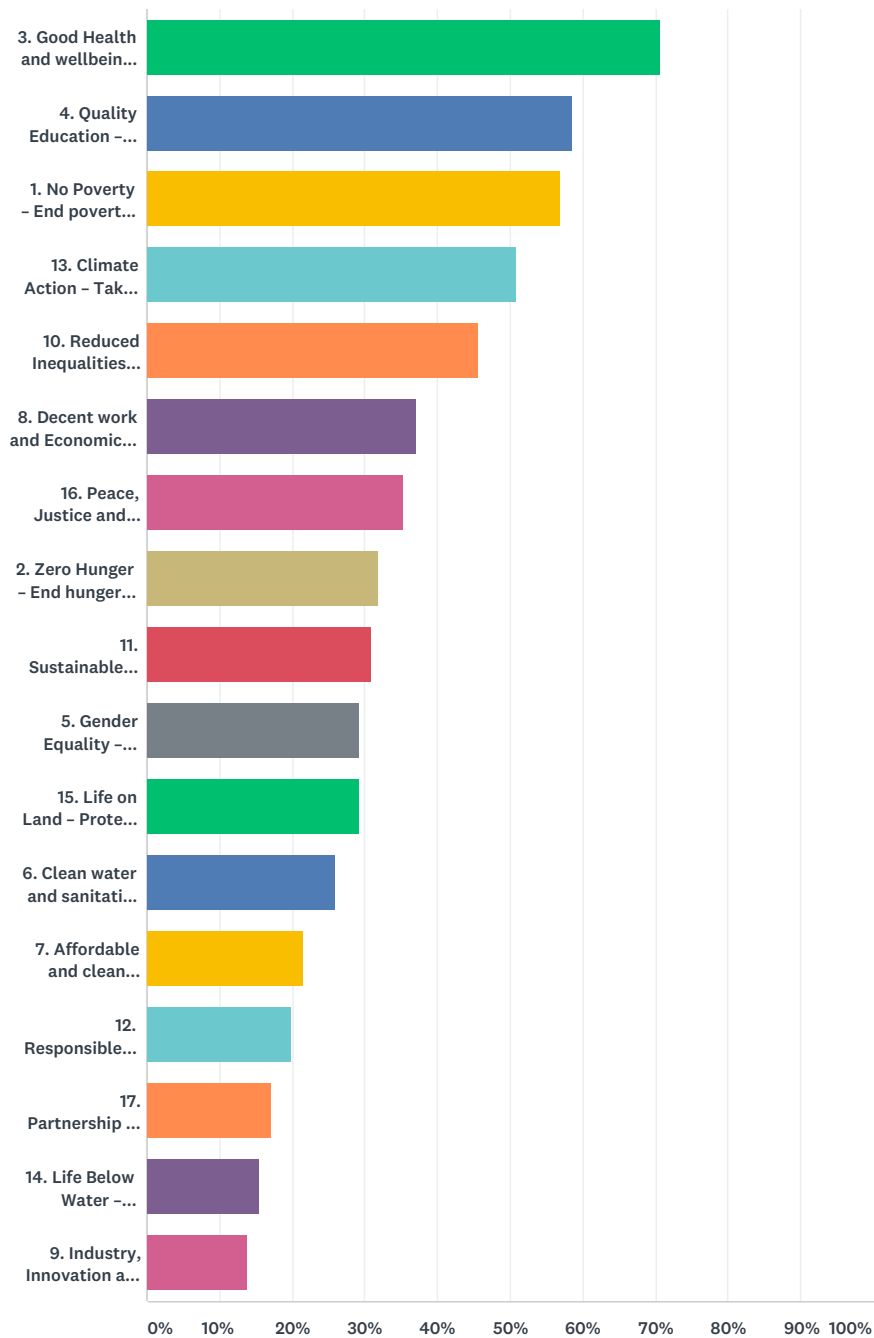


ANSWER CHOICES	RESPONSES
3. Good Health and wellbeing – Ensure healthy lives and promote well-being for all at all ages	57.00% 57
10. Reduced Inequalities – Reduce inequality within and among countries	47.00% 47
16. Peace, Justice and Strong Institutions – Promote peaceful and inclusive societies for sustainable development, provide access to justice for all and build effective, accountable and inclusive institutions at all levels	45.00% 45
4. Quality Education – Ensure inclusive and equitable quality education and promote lifelong learning opportunities for all	43.00% 43
1. No Poverty – End poverty in all its forms everywhere	37.00% 37

5. Gender Equality – Achieve gender equality and empower all women and girls	30.00%	30
17. Partnership for the Goals – Strengthen the means of implementation and revitalise the global partnership for sustainable development	29.00%	29
11. Sustainable Cities and Communities – Make cities and human settlements inclusive, safe, resilient and sustainable	27.00%	27
8. Decent work and Economic Growth – Promote sustained, inclusive and sustainable economic growth, full and productive employment and decent work for all	25.00%	25
13. Climate Action – Take urgent action to combat climate change and its impacts	25.00%	25
2. Zero Hunger – End hunger, achieve food security and improved nutrition and promote sustainable agriculture	19.00%	19
6. Clean water and sanitation – Ensure availability and sustainable management of water and sanitation for all	19.00%	19
15. Life on Land – Protect, restore and promote sustainable use of terrestrial ecosystems, sustainably manage forests, combat desertification, and halt and reverse land degradation and halt biodiversity loss	13.00%	13
9. Industry, Innovation and Infrastructure – Build resilient infrastructure, promote inclusive and sustainable industrialisation and foster innovation	12.00%	12
12. Responsible consumption and Production – Ensure sustainable consumption and production patterns	11.00%	11
7. Affordable and clean energy – Ensure access to affordable, reliable, sustainable and modern energy for all	9.00%	9
14. Life Below Water – Conserve and sustainably use the oceans, seas and marine resources for sustainable development	8.00%	8
Total Respondents: 100		

Q36 Which goals do you think are most relevant to New Zealand? Please select up to 5. For more info on the SDGs click here.

Answered: 116 Skipped: 73

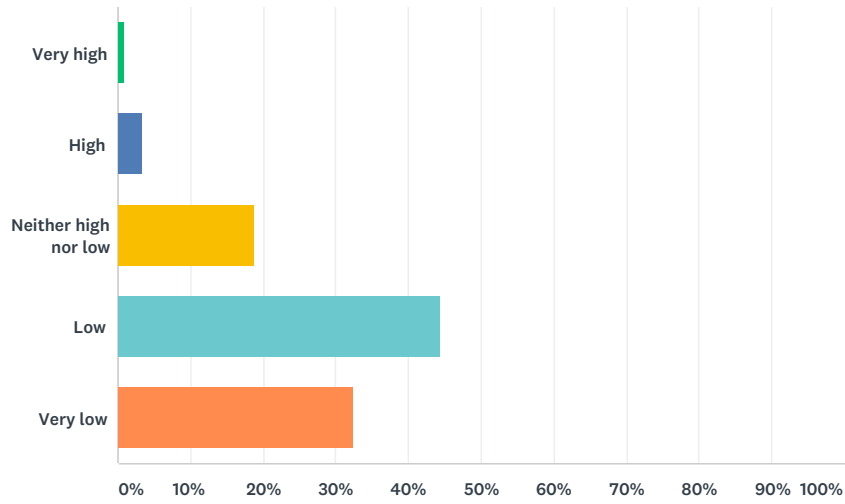


ANSWER CHOICES	RESPONSES
3. Good Health and wellbeing – Ensure healthy lives and promote well-being for all at all ages	70.69% 82
4. Quality Education – Ensure inclusive and equitable quality education and promote lifelong learning opportunities for all	58.62% 68
1. No Poverty – End poverty in all its forms everywhere	56.90% 66
13. Climate Action – Take urgent action to combat climate change and its impacts	50.86% 59
10. Reduced Inequalities – Reduce inequality within and among countries	45.69% 53

8. Decent work and Economic Growth – Promote sustained, inclusive and sustainable economic growth, full and productive employment and decent work for all	37.07%	43
16. Peace, Justice and Strong Institutions – Promote peaceful and inclusive societies for sustainable development, provide access to justice for all and build effective, accountable and inclusive institutions at all levels	35.34%	41
2. Zero Hunger – End hunger, achieve food security and improved nutrition and promote sustainable agriculture	31.90%	37
11. Sustainable Cities and Communities – Make cities and human settlements inclusive, safe, resilient and sustainable	31.03%	36
5. Gender Equality – Achieve gender equality and empower all women and girls	29.31%	34
15. Life on Land – Protect, restore and promote sustainable use of terrestrial ecosystems, sustainably manage forests, combat desertification, and halt and reverse land degradation and halt biodiversity loss	29.31%	34
6. Clean water and sanitation – Ensure availability and sustainable management of water and sanitation for all	25.86%	30
7. Affordable and clean energy – Ensure access to affordable, reliable, sustainable and modern energy for all	21.55%	25
12. Responsible consumption and Production – Ensure sustainable consumption and production patterns	19.83%	23
17. Partnership for the Goals – Strengthen the means of implementation and revitalise the global partnership for sustainable development	17.24%	20
14. Life Below Water – Conserve and sustainably use the oceans, seas and marine resources for sustainable development	15.52%	18
9. Industry, Innovation and Infrastructure – Build resilient infrastructure, promote inclusive and sustainable industrialisation and foster innovation	13.79%	16
Total Respondents: 116		

Q38 How would you rate most New Zealanders' understanding of the SDGs?

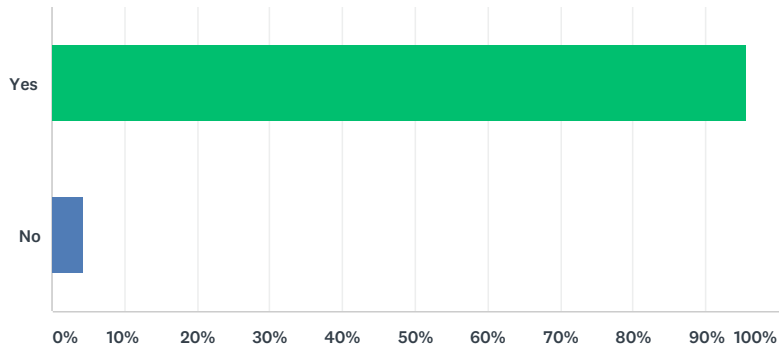
Answered: 117 Skipped: 72



ANSWER CHOICES	RESPONSES	
Very high	0.85%	1
High	3.42%	4
Neither high nor low	18.80%	22
Low	44.44%	52
Very low	32.48%	38
TOTAL		117

Q39 Do you think the government should do more to encourage awareness of the SDGs and related activities?

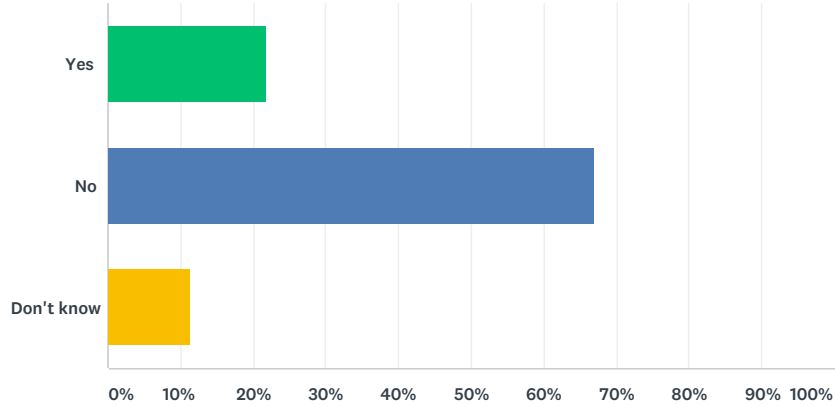
Answered: 114 Skipped: 75



ANSWER CHOICES	RESPONSES	
Yes	95.61%	109
No	4.39%	5
TOTAL		114

Q41 Two of the main principles of the SDGs are to ‘leave no one behind’ and having ‘a more just and equal future’. Do you think the most disadvantaged and/or most vulnerable have been the focus of government strategies in the last 6 years?

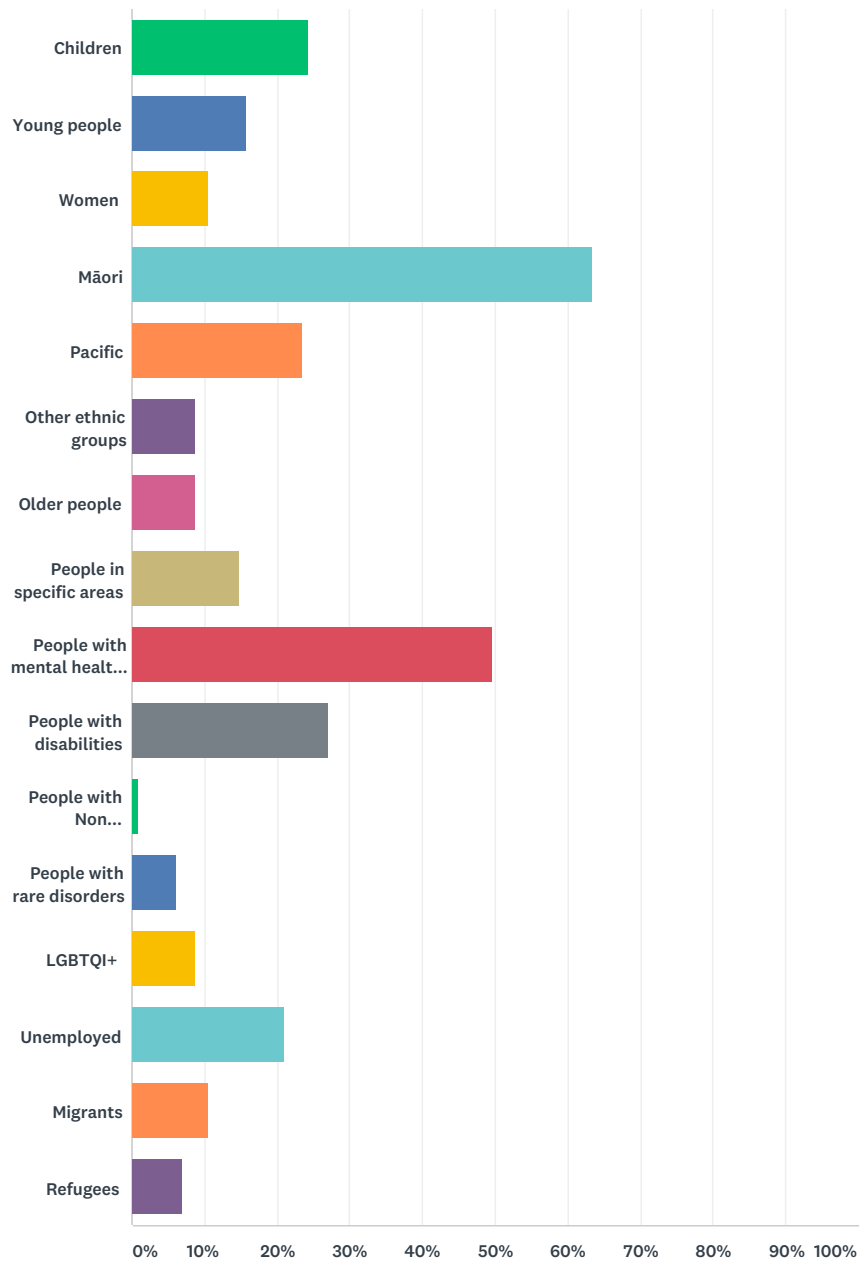
Answered: 115 Skipped: 74



ANSWER CHOICES	RESPONSES	
Yes	21.74%	25
No	66.96%	77
Don't know	11.30%	13
TOTAL		115

Q42 Which 3 groups do you feel to be the most marginalised in New Zealand?

Answered: 115 Skipped: 74

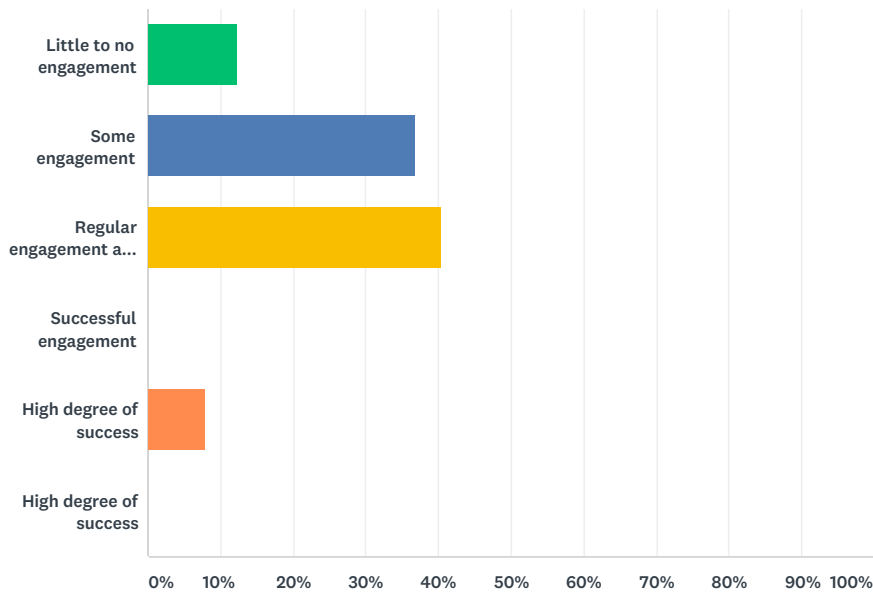


ANSWER CHOICES	RESPONSES	
Children	24.35%	28
Young people	15.65%	18
Women	10.43%	12
Māori	63.48%	73
Pacific	23.48%	27
Other ethnic groups	8.70%	10
Older people	8.70%	10

People in specific areas	14.78%	17
People with mental health issues	49.57%	57
People with disabilities	26.96%	31
People with Non Communicable Diseases	0.87%	1
People with rare disorders	6.09%	7
LGBTQI+	8.70%	10
Unemployed	20.87%	24
Migrants	10.43%	12
Refugees	6.96%	8
Total Respondents: 115		

Q43 If you have had the opportunity to engage with a government agency in the last four years, please indicate the level of engagement:

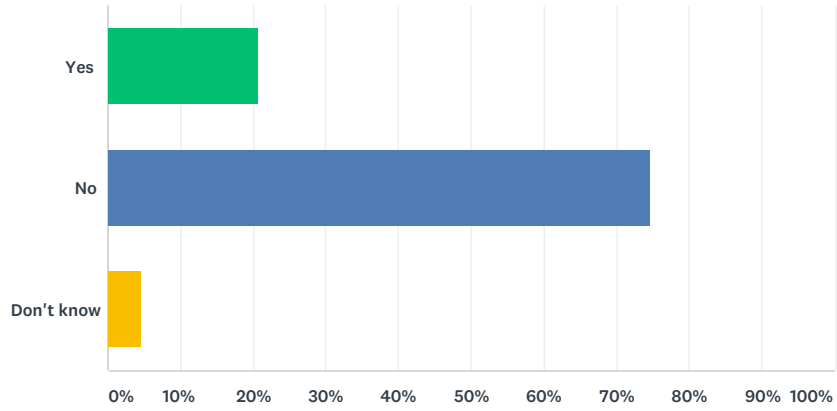
Answered: 114 Skipped: 75



ANSWER CHOICES	RESPONSES	
Little to no engagement	12.28%	14
Some engagement	36.84%	42
Regular engagement and increased understanding	40.35%	46
Successful engagement	0.00%	0
High degree of success	7.89%	9
High degree of success	0.00%	0
TOTAL		114

Q44 Did this include discussion of the SDGs /Agenda 2030?

Answered: 111 Skipped: 78



ANSWER CHOICES	RESPONSES	
Yes	20.72%	23
No	74.77%	83
Don't know	4.50%	5
TOTAL		111